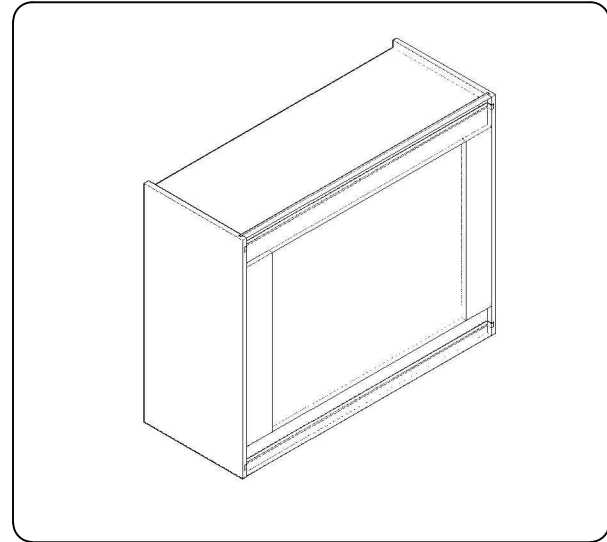
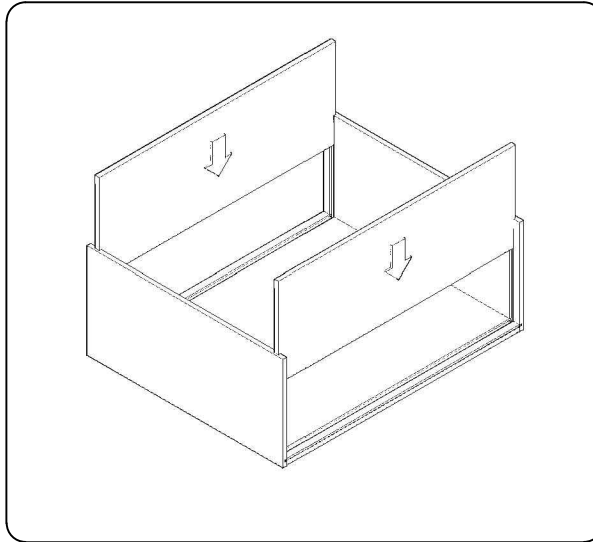
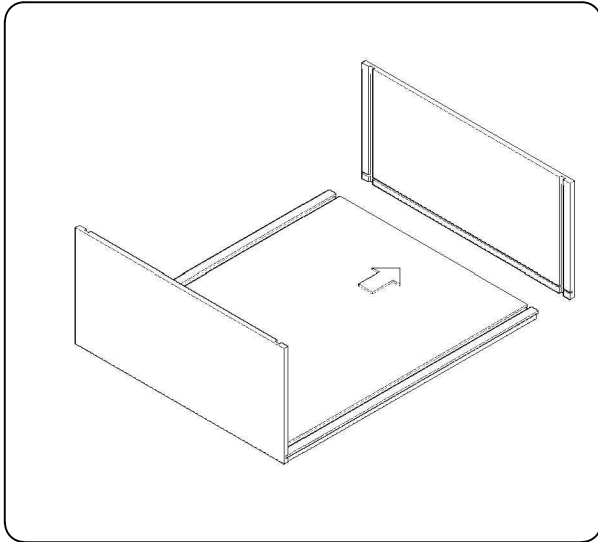





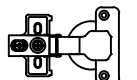


# WALL CABINET

W3012 W3015 W3018 W3021 W3312 W3315 W3318 W3321  
 W3612 W3615 W3618 W3621 W361224 W361524 W361824  
 W362124



NO.	HARDWARE	
1	3.5×30SCREW=4/6	
2	4×14SCREW=0	
3	4×14SCREW=40	
4	"L"PLATE=10	
5	BUMPER=4	
6	1/4"-H HINGE=4	SUPPORT=0
7		
8		

